




Maximizing Lightning Lanes

AT DISNEY WORLD



DISNEY FOOD BLOG



WELCOME!


GOODBYE, LONG LINES!

Tired of ride lines and you're not even at Disney World yet? **Lightning Lane Multi Pass, Lightning Lane Single Pass, and Lightning Lane Premier Pass** are Disney's pay-to-skip-the-line options that allow you to bypass the main attraction queues in exchange for shorter queues.

We know planning a Disney vacation can feel like navigating a maze, but we're here to remove some of that confusion. In this guide, we're diving into all the Lightning Lane details so you know what these services have to offer.

The DFB team has been testing these updated services and answering the biggest burning questions surrounding them.

As we continue to use and learn more about Multi Pass, Single Pass, and Premier Pass, **be sure to follow along via our Instagram, TikTok, and YouTube** for live updates, potential roadblocks, and plenty of new Lightning Lane hacks, too!





THE DETAILS

WHAT IS A LIGHTNING LANE?

A **Lightning Lane** is a premium queue that **lets you skip the standby line at select attractions** to help reduce your wait time. Depending on the ride, you can gain access to the Lightning Lane by purchasing a Lightning Lane Single Pass or Lightning Lane Multi Pass.

WHAT IS LIGHTNING LANE SINGLE PASS?

Lightning Lane Single Pass allows you to pay for **Lightning Lane access for individual, select rides** (typically only available for a limited number of top-tier Disney attractions). In other words, you pay to **access the Lightning Lane once for certain individual rides**. You can purchase up to two Lightning Lane Single Passes per park day, but you cannot purchase two passes for the same ride on a single day.

Disney hotel guests and guests at other select hotels can purchase Lightning Lane Single Pass (for their length of stay up to 14 days) starting at **7 AM ET seven days before the first day of their stay**, even if their first park day doesn't happen until later on in the trip.

Off-property guests with dated park tickets **can purchase Lightning Lane Single Pass** for all of their park days **three days before the first day of their ticket**.

All other ticket holders – including Annual Passholders – can purchase and reserve Lightning Lane Single Pass **three days prior to each of their park days**. This potentially means multiple mornings of 7 AM ET wake-up calls!

You can purchase Lightning Lane Single Pass at the same time that you purchase Multi Pass.



LL SINGLE PASS

Lightning Lane Single Pass prices fluctuate depending on demand, but you should be able to see prices listed for 2-3 weeks out at a time. On average, Single Pass prices tend to range around \$10-\$25.

RIDE

HEIGHT
REQUIREMENT

AVERAGE
WAIT TIME

TYPICAL SINGLE
PASS PRICE

MAGIC KINGDOM

Seven Dwarfs Mine Train	38"	70-90 min	\$10-\$19
TRON Lightcycle / Run	48"	80-100 min	\$19-\$22

EPCOT

Guardians of the Galaxy: Cosmic Rewind	42"	75-95 min	\$14-\$23
---	-----	-----------	-----------

HOLLYWOOD STUDIOS

Star Wars: Rise of the Resistance	40"	90-110 min	\$15-\$25
-----------------------------------	-----	------------	-----------

ANIMAL KINGDOM

Avatar Flight of Passage	44"	90-110 min	\$11-\$19
--------------------------	-----	------------	-----------



WHAT IS LIGHTNING LANE MULTI PASS?

Lightning Lane Multi Pass is the paid multi-access option for Lightning Lanes.

Lightning Lane Multi Pass allows you to access Lightning Lanes at select attractions across all of the parks. There are over 50 attractions included in Lightning Lane Multi Pass. **Multi Pass does NOT include rides eligible for Single Pass.**

If you pay for Multi Pass, you can make three Multi Pass selections ahead of your trip (i.e., select what time you'd like to use the Lightning Lanes for three different rides). You can make more Multi Pass selections as you use your existing ones.

Disney hotel guests and guests at other select hotels can pre-purchase Multi Pass and **book their first three selections** for each park day (for their length of stay up to 14 days) at 7 AM ET **seven days before their arrival day.**

Off-property guests with a dated ticket can pre-purchase and book their first three Multi Pass selections for the total number of valid admission days on their ticket **three days before their first valid ticket date.**

All other ticket holders, including Annual Passholders, can purchase and reserve their first three Multi Pass ride selections **three days before each of their park days.**

TIERS

At Magic Kingdom, EPCOT, and Disney's Hollywood Studios, you can **pre-book one attraction from the Tier 1 group and two (or all three, if you wish) from Tier 2.** Animal Kingdom is the exception here, with no pre-booking tier system, meaning all rides with Multi Pass are available to pre-book without restrictions.

Tiers are only applicable when making your three initial selections, meaning all day-of selections can be made for ANY Multi Pass ride.



LL MULTI PASS TIERS

Much like Lightning Lane Single Pass, Lightning Lane Multi Pass prices fluctuate by day and by park, but you'll generally be able to see listed prices 2-3 weeks out at a time.

Multi Pass pricing tends to range between \$15-\$39 per day, per person.

Keep in mind that tiers are only applicable when making those three initial selections.

MAGIC KINGDOM

TIER 1

Choose up to 1

- **Big Thunder Mountain Railroad***
- Jungle Cruise
- **Peter Pan's Flight***
- Space Mountain
- **Tiana's Bayou Adventure***

TIER 2

Choose 2 OR all 3 from Tier 2

- The Barnstormer
- **Buzz Lightyear's Space Ranger Spin***
- Dumbo the Flying Elephant
- **Haunted Mansion***
- "it's a small world"
- Mad Tea Party
- The Magic Carpets of Aladdin
- The Many Adventures of Winnie the Pooh
- Mickey's PhilharMagic
- Monsters Inc. Laugh Floor
- **Pirates of the Caribbean***
- Tomorrowland Speedway
- Under the Sea - Journey of The Little Mermaid

EPCOT

TIER 1

Choose up to 1

- **Frozen Ever After***
- **Remy's Ratatouille Adventure***
- **Test Track***

TIER 2

Choose 2 OR all 3 from Tier 2

- Disney and Pixar Short Film Festival
- Journey into Imagination with Figment
- Living with the Land
- Mission: SPACE
- The Seas with Nemo & Friends
- **Spaceship Earth***
- **Soarin' Around the World***
- Turtle Talk with Crush

*Likely to be top picks in each tier

LL MULTI PASS TIERS

Continued

HOLLYWOOD STUDIOS

TIER 1

Choose up to 1

- Mickey & Minnie's Runaway Railway
- Millennium Falcon: Smugglers Run
- Rock 'n' Roller Coaster
- **Slinky Dog Dash***

TIER 2

Choose 2 OR all 3 from Tier 2

- Alien Swirling Saucers
- Beauty and the Beast Live on Stage
- Disney Jr. Mickey Mouse Clubhouse Live!
- For the First Time in Forever: A Frozen Sing-Along Celebration
- Indiana Jones Epic Stunt Spectacular
- The Little Mermaid – A Musical Adventure
- Star Tours – The Adventures Continue
- **The Twilight Zone Tower of Terror***
- **Toy Story Mania!***


ANIMAL KINGDOM

NO TIERS

Choose up to 3

- **Expedition Everest – Legend of the Forbidden Mountain***
- Feathered Friends in Flight!
- **Festival of the Lion King***
- Finding Nemo: The Big Blue...and Beyond!
- Kali River Rapids
- **Kilimanjaro Safaris***
- **Na'vi River Journey***
- Zootopia: Better Zoogether!

*Likely to be top picks in each tier



LL PREMIER PASS

THE BASICS

Lightning Lane Premier Pass is a Lightning Lane purchase option that gives guests the ability to **skip the line at each participating Lightning Lane attraction once per day** without having to worry about making advance selections OR new selections throughout their park visit.

Lightning Lane Premier Pass is available for everyone to purchase.

Those staying in a Disney-owned hotel (or select other hotels – like Swan and Dolphin, Swan Reserve, or Shades of Green) **can purchase Premier Pass up to seven days ahead of their stay, starting at 7 AM.**

Others with date-based tickets can buy Premier Pass 3 days before the first day of their ticket (for all valid admission days on their ticket). All other guests (including Annual Passholders) can purchase Premier Pass three days before their visit.

PREMIER PASS PRICES

Premier Pass is park-specific and has different pricing depending on the park and date that are chosen.

- **Magic Kingdom:** \$329-\$449 plus tax
- **Disney's Animal Kingdom:** \$129-\$199 plus tax
- **EPCOT:** \$169-\$249 plus tax
- **Disney's Hollywood Studios:** \$269-\$349 plus tax

Since **no park hopper options are available at this time**, these Premier Passes are only good for one park. So, if you buy it for Magic Kingdom, you'll be able to ride every ride that has a Lightning Lane in [Magic Kingdom](#) (including [Single Pass](#) rides like [TRON Lightcycle/Run](#) and Seven Dwarfs Mine Train), but you can't hop to [Hollywood Studios](#) and use your Premier Pass there.



INSIDE THE PARKS

HOW TO BOOK MORE LIGHTNING LANES

The important thing to remember about Multi Pass is that **you'll be allowed to hold up to three Lightning Lanes** at all times, but no more than that.

After you scan in one Lightning Lane, **you'll be able to select another Lightning Lane immediately after.**

The nice thing about booking Lightning Lanes the day of your park visit is that the tiered system goes away once you scan into your first Lightning Lane. So every ride that still has Lightning Lane availability will be free game to book.

For instance, **if you scan into your first Lightning Lane** for Toy Story Mania, **you could technically book a "Top Tier" ride** like Millennium Falcon: Smugglers Run directly after that IF there's still Lightning Lane availability.

PARK HOPPING

When you're pre-selecting your Lightning Lanes, **you'll need to buy and select your initial three Multi Pass options for a single park.**

This doesn't mean park-hopping guests are stuck with only booking Lightning Lanes for a single park, though. **After you scan into your FIRST Lightning Lane of the day**, not only do the ride tiers go away, but **you'll also have the freedom to book Lightning Lanes for ANY of the other parks**, just as long as you have the Park Hopper add-on applied to your ticket.

Just keep in mind that the Lightning Lane availability for the other parks might be a lot more limited.

For **Lightning Lane Single Pass**, you can hold a maximum of 2 per day, and they can be in 2 different parks (but you must have a Park Hopper add-on to visit 2 parks in one day).

FREQUENTLY ASKED QUESTIONS



CAN I MODIFY LIGHTNING LANES AFTER THEY'RE MADE?

Yes, you can modify your selections days before your trip. You can also modify them during your park day.

WHAT IF I CHANGE MY MIND?

You go through the process of booking your three advance Lightning Lanes before you pay. So if you don't like the availability you're seeing, **you can still bail out**.



ARE MEET AND GREETS A LIGHTNING LANE OPTION?

No, at this time, character meet and greets – as well as VIP viewing for Magic Kingdom's Festival of Fantasy Parade – are not Lightning Lane eligible.

CAN YOU BOOK THE SAME RIDE MORE THAN ONCE?

No, you are not allowed to book the same ride more than once at this time.

FREQUENTLY ASKED QUESTIONS

Continued



DO ANY HOTELS NOT OWNED BY DISNEY HAVE THE 7-DAY ADVANCE BOOKING WINDOW, TOO?

Some of them do, yes. Guests staying at the Walt Disney World Swan and Dolphin Hotel, the Walt Disney World Swan Reserve, or Shades of Green Resort can start making Lightning Lane selections seven days before check-in day.



WHEN DO THE SEVEN-DAY PRE-SELECTIONS OFFICIALLY START FOR DISNEY HOTEL GUESTS?

The seven days **start from your resort check-in day** and stretch out across the length of your stay, up to 14 days.



DO I HAVE TO PURCHASE LIGHTNING LANES FOR EVERY PARK DAY?

Nope. Multi and Single Pass transactions are one day only. So while you can add them to every day of your trip, you don't have to. You might even decide you don't want to buy them at all if you'd rather save your money and stick with the standard queues instead.

PRE-PURCHASING TIMELINE

Depending on where you're staying, you'll purchase and reserve Lightning Lane passes differently. Below is a visual to help illustrate the two most common ways guests will purchase Lightning Lane Single Pass and Multi Pass.

DISNEY HOTEL GUESTS & GUESTS OF OTHER SELECT HOTELS

At 7 AM ET, these guests can purchase Lightning Lane Single Pass and Multi Pass. Plus, they can make their first 3 Multi Pass selections for their length of stay (up to 14 days).

7

DAYS BEFORE
FIRST DAY OF
STAY

3

DAYS BEFORE
FIRST DAY OF
TICKET

FIRST DAY OF
HOTEL STAY

FIRST VALID
TICKET DATE

OFF PROPERTY GUESTS WITH DATED TICKETS

At 7 AM ET, these guests can purchase Lightning Lane Single Pass and Multi Pass. Plus, they can make their first 3 Multi Pass selections for each day of their park tickets.

THINGS TO KNOW



DISNEYLAND

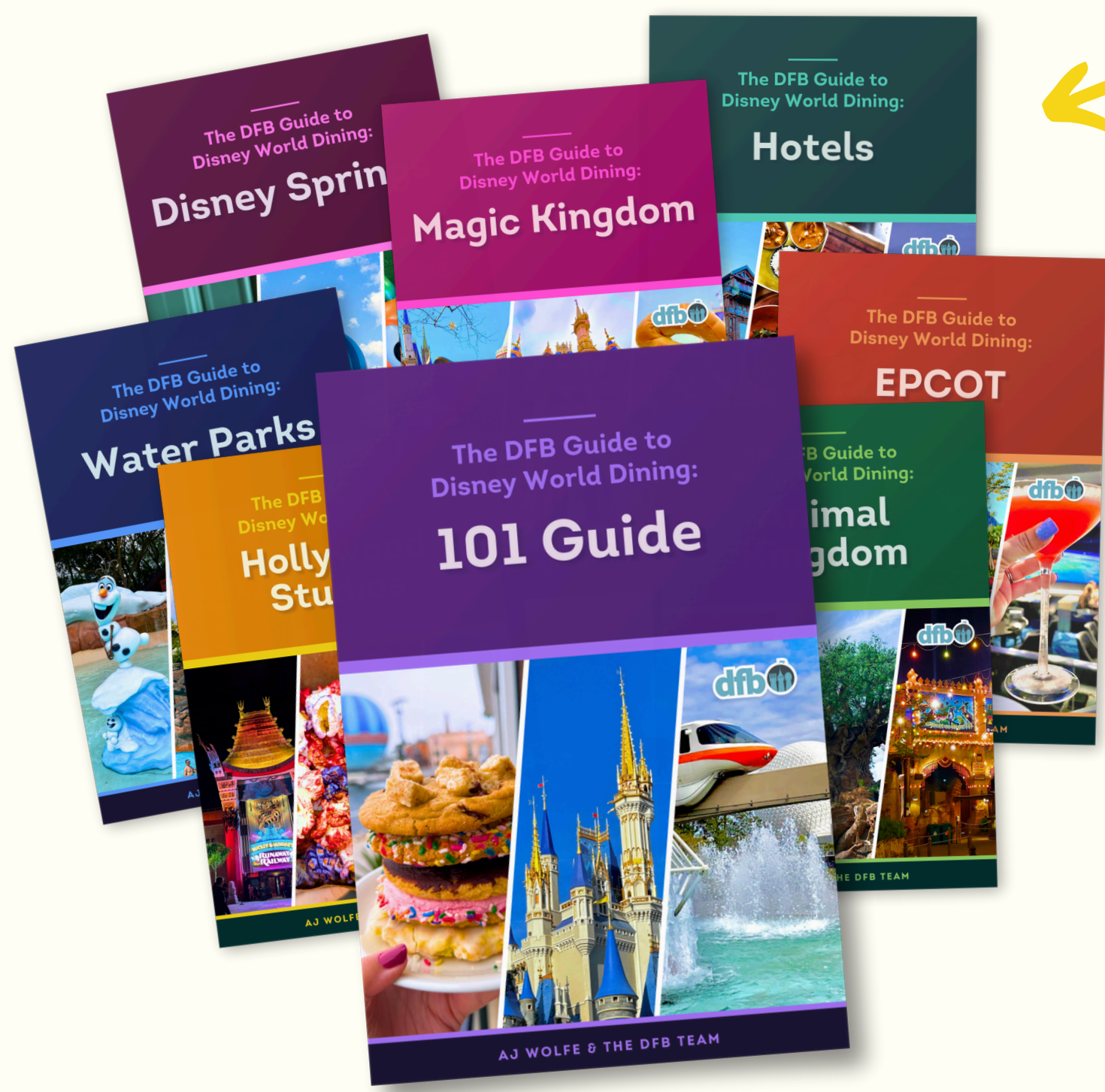
Disneyland isn't currently following Disney World's pre-selection format for Lightning Lane. Instead, guests at Disneyland must make selections one at a time after entering the park. Guests can't choose specific return windows and must accept the next available arrival window provided. Locals may prefer this familiarity, but out-of-town guests should note the differences between the two parks' systems and plan accordingly. (You can *buy* Lightning Lane Multi Pass for Disneyland in advance as a ticket add-on option, but you can't make selections until you enter a park. Multi Pass can also be bought on the day of your visit upon entering a theme park.)

When it comes to **Premier Pass**, guests can purchase this via the Disneyland app up to 7 days ahead of their park visit, starting at 7 AM PT. There is very limited availability. Prices range depending on date and demand, but can be between **\$300 to \$400 per person**.

INTERNATIONAL TRAVELERS

For our international friends, **Disney previously indicated that you must be in the U.S. or Canada to pre-purchase Lightning Lane Multi Pass or Single Pass**. A Disney Cast Member previously confirmed that while international guests outside of the U.S. and Canada can *use* Lightning Lane Multi Pass and Single Pass, they can't start pre-arrival planning on the My Disney Experience App until they arrive in the U.S. or Canada. **Rules are subject to change - check for updates ahead of your trip.**





DFB Guide

everything BUNDLE



Dining

Snacks



Festivals & Holidays



WANT MORE?

So glad you're enjoying our Maximizing Lightning Lanes guide! It's a joy creating these guides, and guess what? There's a whole lot more to discover! From EPCOT festivals to the Disney Dining Plan and details on EVERY snack available, we have a guide for just about everything at Disney.

Find the right one for you, or get the ultimate deal with our **EVERYTHING Bundle!** It includes every guide we'll publish this year at an amazing discount.

You'll gain comprehensive insights into the Disney Dining Plan, detailed reviews for every restaurant in the parks, festival maps, and stunning photos. Use code **LIGHTNING40** for a fantastic deal just for you!

I'M IN! I WANT THE EVERYTHING BUNDLE!